

MID-RIVERS MACHINERY INC

Mid-Rivers Machinery, Inc.
P.O. BOX 186
St. Peters, Missouri 63376
Phone: 636-947-1513
Fax: 636-723-0648

midriversmachinery@sbcglobal.net

ROTARY

Mid Rivers Combination Rotary Machine means No More Hand Cranking!
One foot valve allows the operator to use *both* hands while forming parts.



Model APR-1014...\$6,800.00:
10 Inch Throat, 14 Gauge Capacity Mild Steel.

Features Air Powered top adjust down feed and Variable Force Controlled by foot switch for precise forming.

Safety: Machine stops and shafts open automatically when foot switch is released.

- Heavy Duty Depth Stop
- Hardened 1.25" Diameter Shafts
- Heavy Duty Needle Roller Bearings
- 115 Volt Electrical controls:
 - Reversible Drive
(Includes FWD/REV switch)

- .0 - 40 F.P.M., 1 hp A/C Inverter Motor.
- Variable Speed Control:
 - Maintains maximum Torque at lower speeds.

36 Month Limited Warranty on machine parts.

Electrical Components warranted by their manufacturer.

Model HPR-1014...\$7,950.00:

10 Inch Throat, 14 Gauge Capacity Stainless Steel.

Features **Hydraulic** Powered top adjust down feed and Variable Force Controlled by foot switch for precise forming.

Safety: Machine stops and shafts open automatically when foot switch is released.

- Heavy Duty Depth Stop
- Hardened 1.25" Diameter Shafts
- Heavy Duty Needle Roller Bearings
- 115 Volt Electrical controls:
 - Reversible Drive
(Includes FWD/REV switch)
 - .0 - 40 F.P.M., 1 hp A/C Inverter Motor.
- Variable Speed Control:
 - Maintains maximum Torque at lower speeds.

36 Month Limited Warranty on machine parts.

Electrical Components warranted by their manufacturer.

Model MPR-1014...\$6,200.00:

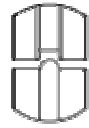
10 Inch Throat, 14 Gauge Capacity Mild Steel.

- Manual powered roll adjustment
- 115v 1hp single phase motor
- Hardened 1.25" diameter shafts
- Heavy duty needle roller bearings
- Variable Speed Control:
- Maintains maximum Torque at lower speeds
- 0-50 F.P.M

Great Selection of Keyed Roll Sets: \$160.00 Each Set.



1/4" BEAD



5/16" BEAD



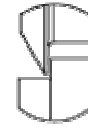
3/8" BEAD



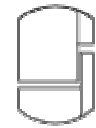
1/2" BEAD



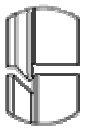
1" BEAD



3/8" FLANGE



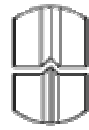
1/2" FLANGE



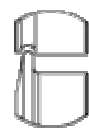
GORE
EDGE



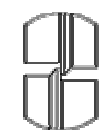
ELBOW
EDGE



V GROOVE



TURNING



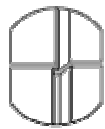
SHEAR



OFFSET
SWEDGE



OGREE



FIRE DAMPER



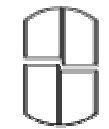
2" WIDE
CRIMP ROLL



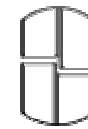
COMBO 2" CRIMP
& 5/16" BEAD



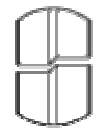
1/16" STEP



1/8" STEP



3/16" STEP



45° STEP



FLAT HEM 3/8"
STEP 1



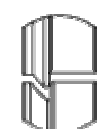
FLAT HEM 1/4"
STEP 1



FLAT HEM
STEP 2



FLAT HEM
STEP 3



SPIN COLLAR
STEP 1



SPIN COLLAR
STEP 2